

eMail: info@markatext.com

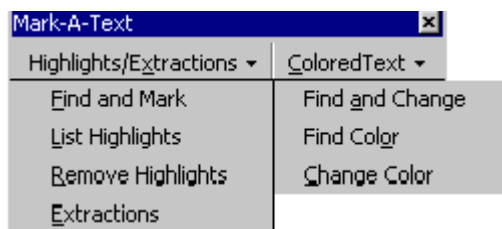
Web site: <http://www.markatext.com> (downloads)



"Here's a versatile text indexing utility for Microsoft Word that enables you to find, highlight, and extract text—quick as a flash.

Mark-A-Text magic is housed in a small, dockable toolbar. Just launch the search menu, type & click. You can highlight words and phrases in various colors and generate reports listing each instance plus the page on which it appears. You can search for specific colors and/or change them on the fly. Highlight just the search term or the sentence or paragraph in which it appears. A great research tool that will save hours of crawling through documents and plucking out gems. Students, scholars, and word fiends rejoice!"

- Dingbat Magazine, August 2001

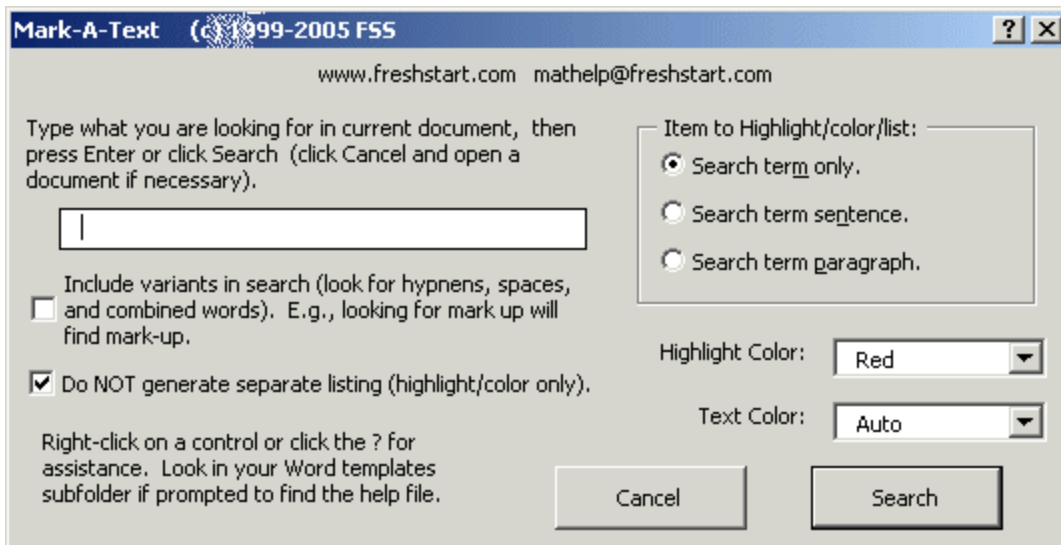


Find and Mark

Optionally searches for and lists combined-hyphenated words or will highlight/color/index single word (*see screen below*).

Highlight/color text option facilitates multiple searches on same document.

1. Bring up a document to be searched and click Find and Mark (MS-Word will automatically convert many formats including *.htm, *.html, *.rtf, *.txt, *.asc, *.ans, *.mcw, and any of the WordPerfect, Excel, Lotus, Lotus Notes, Microsoft Word for Macintosh, and Word 6/7(95) document types. Export scanned documents in MS-Word format.)
2. Prompts for a search item.
3. Highlights/colors, in the main document, the search term, sentence, or paragraph in which the search item appears.
4. Optionally lists each item highlighted/colored in the main document in another, new document:
 - Searched-document path/name, search item, total number of "finds," and date of search is listed.
 - Original-document page number and section is shown for each item (if a searched document has multiple sections with repaginations they will be reflected in the listing).
 - Total number of pages in list/indexing-document is shown.
 - Searching/highlighting/coloring with the single-word option yields a straight listing of page numbers on which the search item appears [i.e., searched for - See page(s) 1, 8, 19].
5. Prompts whether to print extracted / index list.



List Highlights

Lists highlighted areas. Useful for producing combined list of multiple Find and Marks or listing manually highlighted areas of a document.

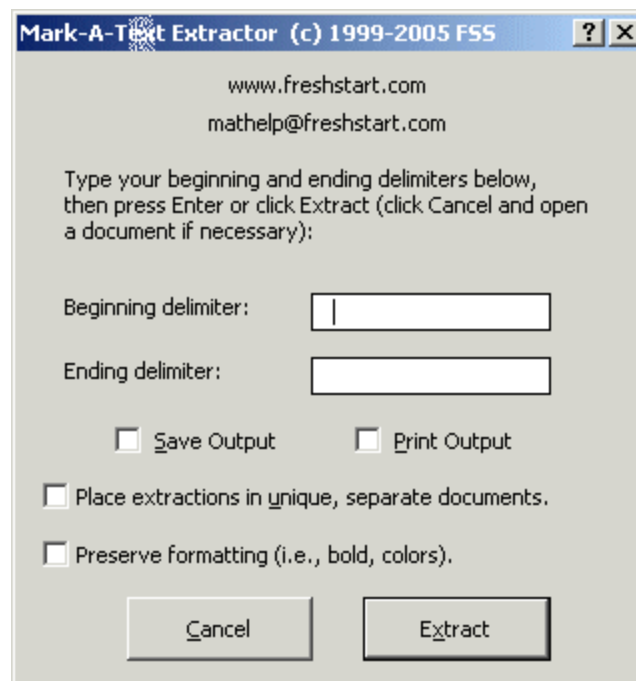
Remove Marks

Removes all highlighting from current document (use on main document if you want to unmark and do new search).

Extractions

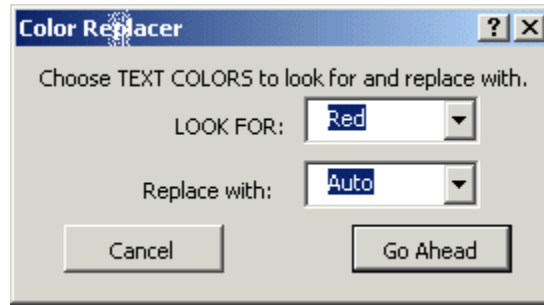
Extracts delimited text into one or separate documents. You will be prompted for delimiters, a document name prefix (if you choose to save the extractions), and whether to print. All extractions remain open in separate Window(s) if Save is not chosen.

Delimiters must be unique to the textual content and on lines immediately before and after the text to be extracted.



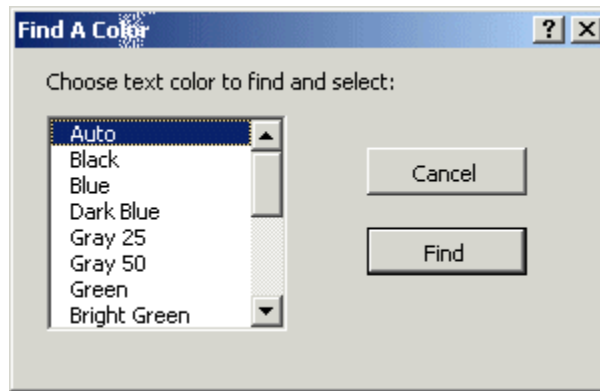
Find and Change Colored Text

1. Prompts for a color to find and one to replace it with.
2. Replaces all occurrences of the "find" color with the "replace" color.
3. Find/replace with color options (listed below*).



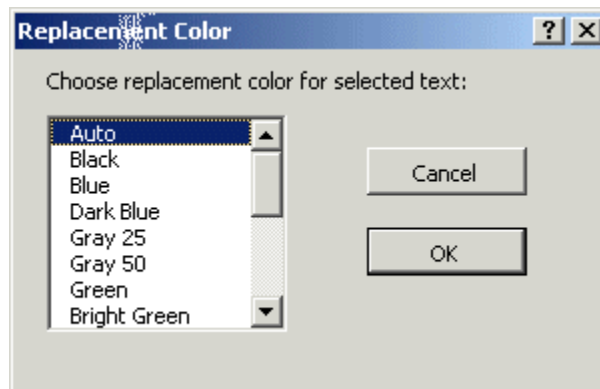
Find Color

Finds and selects colored text.*



Change Color

Replaces selected text with target color*



*Automatic, Black, Blue, DarkBlue, Gray 25, Gray 50, Green, BrightGreen, Pink, Red, DarkRed, Teal, Turquoise, Violet, White, Yellow, or Dark Yellow.